



**A** **ABSOLUTE**  
**S T E E L**

**TRANSITIONAL RELIEF HOUSING**

**CREATING  
THE  
FUTURE**



# SPIRITED INNOVATION

Absolute Steel's contribution is to the most integral component for providing emergency shelter: the frame system. It is an advancement that causes the temporary shelter to transition into permanent housing.

# RELIEF HOUSING

## IMMEDIATE RESPONSE

1.

Steel frame members are easily erected in a few hours. Ground anchors used to secure frame to ground.



2.

Polyester, cotton tarps or UV resistant tent material is used for temporary housing needs.



Utilizing a galvanized steel frame, Absolute Steel's Transitional Relief Housing addresses immediate response needs and then provides the basic frame system for permanent housing as families accumulate the materials - wood, metal sheeting etc. to build onto them.

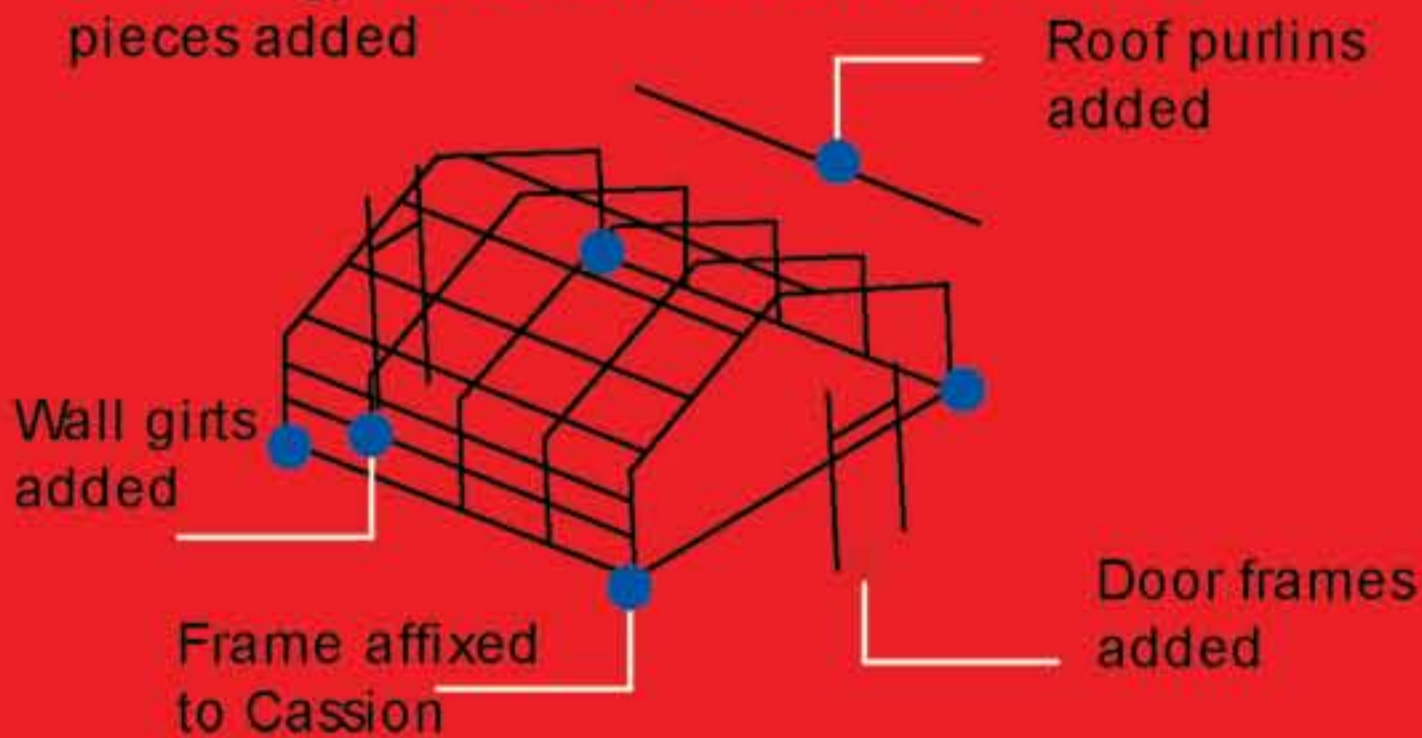
# RELIEF TRANSITION

## PERMANENT HOUSING

3.

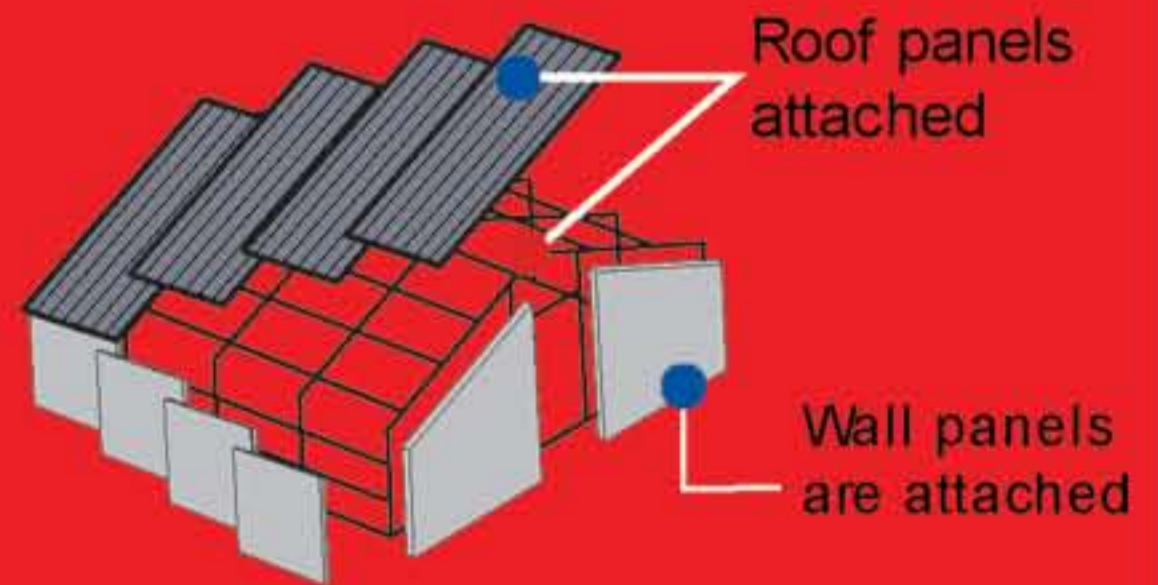
### Roof Purlins Added

Frame system is affixed permanently to ground with one caisson in each corner. (caisson: ground holes filled w/ concrete for anchoring). End enclosure and door frames pieces added



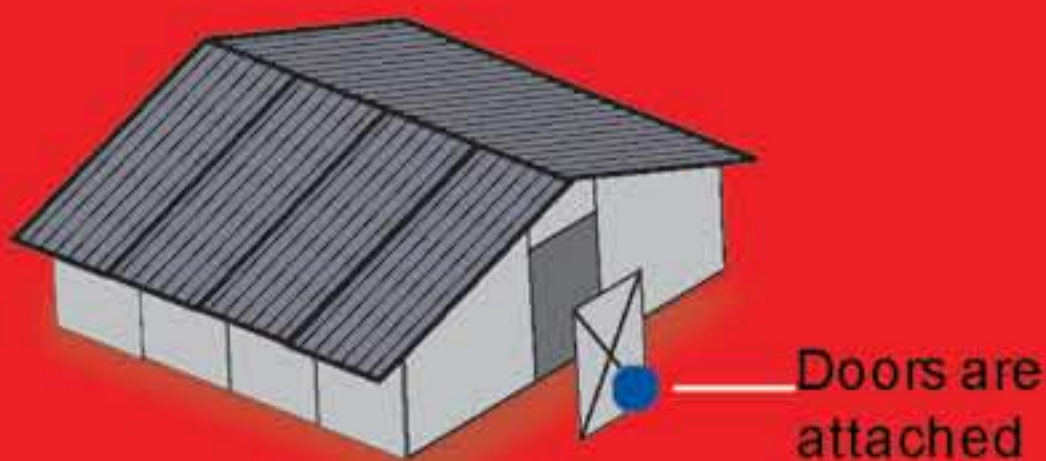
4.

Metal panels are attached to the roof. Wall panels are attached to exterior



5.

The structure can now provide a more secure refuge from the elements and is the basis of a permanent home. Doors are attached.



# BUILDING LIVES





**BUILDING  
LEADERSHIP**

# ACCELERATED TRANSITION

IMMEDIATE RESPONSE

1.

Steel frame members and roof purlins are assembled and system is anchored.

Roof purlins added



End frame attached

**Steel frame members are easily erected in a few hours. Ground anchors are used to secure frame to ground**

2.


Roof panels are affixed to the purlins.



Roof panels attached

3.

Flat plastic tarps are hung on exterior walls to create privacy and temporary protection from the elements.




Plastic Tarps added



# ACCELERATED TRANSITION PERMANENT HOUSING

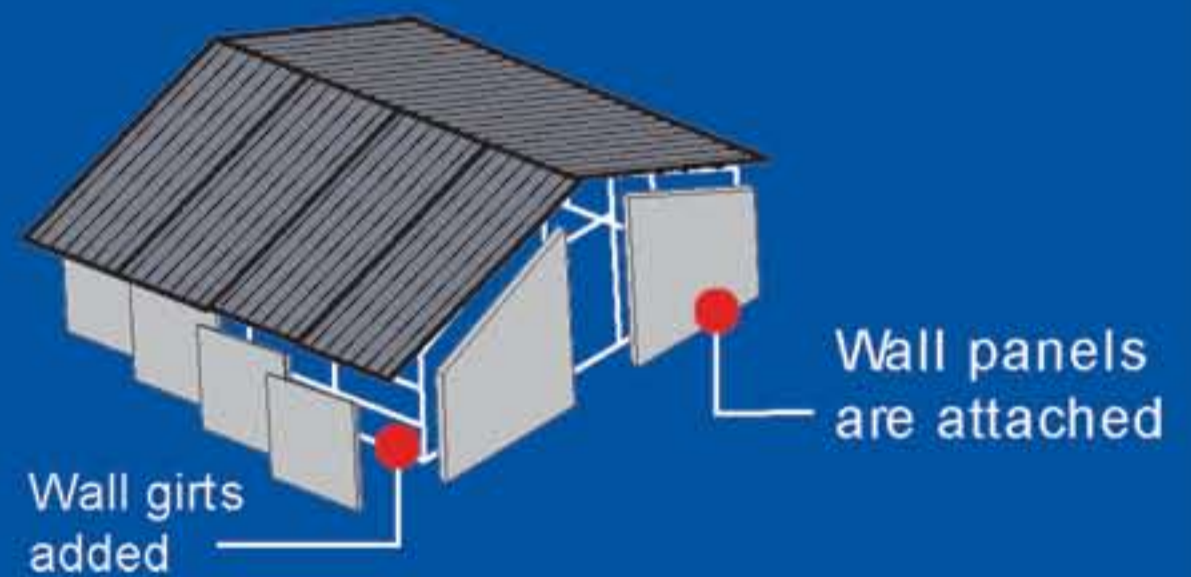
4.

Frame system is affixed permanently with one caisson in each corner. (caisson: ground holes filled w/ concrete for anchoring). Note: This step may be done at time of original frame assembly.



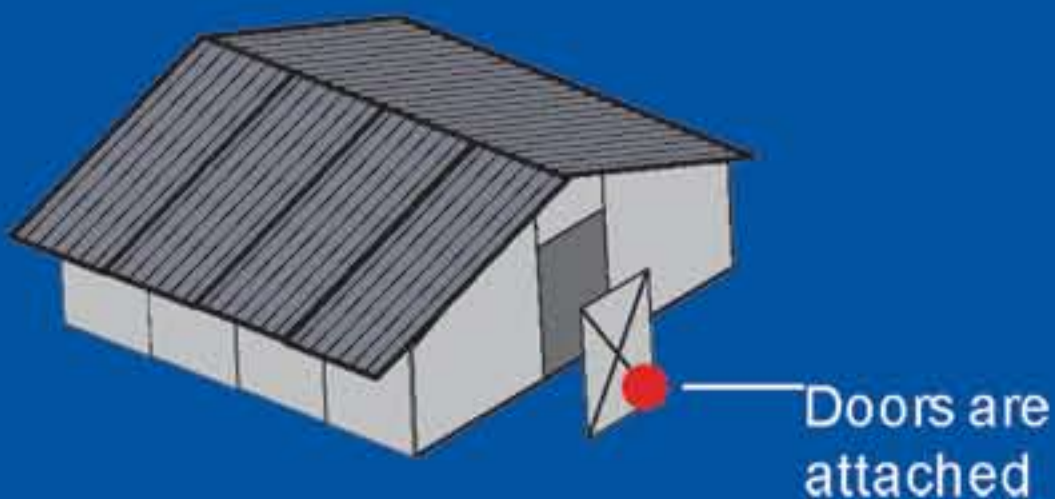
5.


Wall girts added and w all siding is attached.



6.

The structure is now the basis of a permanent home.





## **Warehousing & Transportation:**

- \*Component parts that are interchangeable control warehousing and inventory.
- \*Concise packaging makes difficult conditions on the ground accessible with local forms of transportation.

## **Ease of Assembly:**

- \*Color-coded parts that slip together with clear and illustrative instructions make assembly easily completed by unskilled labor using common tools.

## **Competitive Cost:**

- \*High strength tubular steel means less weight which means lower transportation costs.
- \*Balanced structural distribution means less site preparation and foundational requirements.
- \*Easy assembly means less labor costs.
- \*Durable, galvanized tube steel outlasts wood and is maintenance free.

**OUR  
REPUTATION  
SPEAKS FOR  
ITSELF**



Over 100 government agencies, nearly 1000 corporate clientele and thousands of private individuals bear witness that Absolute Steel has the experience and expertise to make the vision of your project a reality.

Our services may include:

Site Evaluation & Selection

Structural Engineering

On-site Management/Training of Installations

International or Domestic Shipping Logistics.

**Direct Inquiries to:**

**Absolute Steel**

**5806 East Mineral Road**

**Guadalupe, Arizona 85283**

**Absolute Steel**

**9476 County Road 136**

**Terrell, Texas 75161**

**011-480-7687-1618**

**[info@absolutesteel.net](mailto:info@absolutesteel.net)**

**ABSOLUTESTEEL.NET**  
**MADE IN THE USA**